

































































## SVS Research Questionnaire

<b>Total Respondents: 571</b>			
<b>Begin Date: 08/02/2004 Monday</b>		<b>End Date: 11/11/2004 Thursday</b>	
<b>1. Type of practice</b>		<b>Number of Responses</b>	<b>Response Percentage</b>
Academic		276	48%
Private Practice		214	38%
Multispecialty Group Practice		39	7%
Others		41	7%
<b>Total Respondents</b>		<b>569</b>	
<b>Number of respondents who did not answer</b>		<b>2</b>	
<b>2. Age</b>		<b>Number of Responses</b>	<b>Response Percentage</b>
30-39		70	12%
40-49		177	31%
50-59		172	30%
60-69		110	19%
70 and over		41	7%
<b>Total Respondents</b>		<b>569</b>	
<b>Number of respondents who did not answer</b>		<b>2</b>	
<b>3. Gender</b>		<b>Number of Responses</b>	<b>Response Percentage</b>
Male		537	95%
Female		29	5%
<b>Total Respondents</b>		<b>565</b>	
<b>Number of respondents who did not answer</b>		<b>6</b>	
<b>4. Academic Appointment</b>		<b>Number of Responses</b>	<b>Response Percentage</b>
Professor		176	31%
Associate Professor		117	21%
Assistant Professor		104	19%
None		125	22%
Others		40	7%

<b>Total Respondents</b>		<b>561</b>	
<b>Number of respondents who did not answer</b>		<b>10</b>	
<b>5. Have you conducted basic science research within the past 15 years? (If no, go to question 12)</b>			
		<b>Number of Responses</b>	<b>Response Percentage</b>
Yes		263	46%
No		303	54%
<b>Total Respondents</b>		<b>565</b>	
<b>Number of respondents who did not answer</b>		<b>6</b>	
<b>6. Is your basic science research program externally funded?</b>			
		<b>Number of Responses</b>	<b>Response Percentage</b>
Yes		176	60%
No		119	40%
<b>Total Respondents</b>		<b>295</b>	
<b>Number of respondents who did not answer</b>		<b>276</b>	
<b>7. % of time devoted to basic science research</b>			
		<b>Number of Responses</b>	<b>Response Percentage</b>
5-10%		175	63%
11-20%		58	21%
21-40%		18	6%
41-60%		20	7%
61-80%		7	3%
over 80%		2	1%
<b>Total Respondents</b>		<b>280</b>	
<b>Number of respondents who did not answer</b>		<b>291</b>	
<b>8. Do you collaborate with a PhD?</b>			
		<b>Number of Responses</b>	<b>Response Percentage</b>
Yes		176	62%
No		108	38%
<b>Total Respondents</b>		<b>284</b>	
<b>Number of respondents who did not answer</b>		<b>287</b>	
<b>9. Area(s) of basic science research (Select those that apply)</b>			
		<b>Number of Responses</b>	<b>Response Percentage</b>

AAA		65	25%
Restenosis		93	36%
Angiogenesis		33	13%
Atherosclerosis		70	27%
Vasospasm		4	2%
Intracellular signaling		40	15%
Genetics		16	6%
Endothelial		75	29%
Smooth muscle		70	27%
Inflammation		47	18%
Molecular biology		67	26%
Platelets/coagulation		30	12%
Others		56	22%
<b>Total Respondents</b>		<b>259</b>	
<b>Number of respondents who did not answer</b>		<b>312</b>	
<b>10. Funding source(s) for basic science research (Select those that apply)</b>			
		<b>Number of Responses</b>	<b>Response Percentage</b>
K08		19	8%
R01		44	18%
AHA		34	14%
Private Foundation		83	33%
Industry		105	42%
Others		88	35%
<b>Total Respondents</b>		<b>248</b>	
<b>Number of respondents who did not answer</b>		<b>323</b>	
<b>11. Have you discontinued your basic science research program?</b>			
		<b>Number of Responses</b>	<b>Response Percentage</b>
Yes		128	48%
No		138	52%
<b>Total Respondents</b>		<b>266</b>	
<b>Number of respondents who did not answer</b>		<b>305</b>	
<b>If yes, what year did you discontinue your basic science research program?</b>			<b>Total</b>
Total Responses:			107
Respondents who did not answer:			464

12. Have you participated in clinical research (externally funded projects only) within the past 15 years? (If no, go to question 19)		Number of	Response
		Responses	Percentage
Yes		401	74%
No		143	26%
<b>Total Respondents</b>		<b>543</b>	
<b>Number of respondents who did not answer</b>		<b>28</b>	
13. Funding source(s) for clinical research (Select those that apply)		Number of	Response
		Responses	Percentage
NIH		72	18%
Private Foundation		107	27%
Industry		302	76%
Others		67	17%
<b>Total Respondents</b>		<b>395</b>	
<b>Number of respondents who did not answer</b>		<b>176</b>	
14. Do you have a clinical research nurse?		Number of	Response
		Responses	Percentage
Yes		258	63%
No		150	37%
<b>Total Respondents</b>		<b>408</b>	
<b>Number of respondents who did not answer</b>		<b>163</b>	
15. % of time conducting clinical research		Number of	Response
		Responses	Percentage
5-10%		270	67%
11-20%		105	26%
21-40%		20	5%
41-60%		6	1%
61-80%		4	1%
over 80%		1	0%
<b>Total Respondents</b>		<b>406</b>	
<b>Number of respondents who did not answer</b>		<b>165</b>	
16. Area(s) of actively sponsored clinical research (Select those that apply)		Number of	Response
		Responses	Percentage

Endo AAA or TAAA device		155	40%
Carotid stent		96	25%
Other device trial		121	32%
Angiogenesis		42	11%
Gene therapy (other than angiogenesis)		62	16%
Pharmacology		124	32%
Outcomes/screening		139	36%
Educational/credentialing		37	10%
Imaging		46	12%
Others		65	17%
<b>Total Respondents</b>		<b>384</b>	
<b>Number of respondents who did not answer</b>		<b>187</b>	
<b>17. Have you stopped conducting clinical research?</b>			
		<b>Number of Responses</b>	<b>Response Percentage</b>
Yes		67	16%
No		347	84%
<b>Total Respondents</b>		<b>414</b>	
<b>Number of respondents who did not answer</b>		<b>157</b>	
<b>If yes, what year did you stop conducting clinical research?</b>			<b>Total</b>
Total Responses:			55
Respondents who did not answer:			516
<b>18. How important is vascular surgery clinical research to your practice? (1=useless to 10=critical)</b>			
		<b>Number of Responses</b>	<b>Response Percentage</b>
1		12	3%
2		36	9%
3		49	12%
4		31	7%
5		56	13%
6		38	9%
7		46	11%
8		76	18%
9		24	6%
10		55	13%
<b>Total Respondents</b>		<b>423</b>	

Number of respondents who did not answer		148	
<b>19. Please mark the five most important areas of future research:</b>			
		Number of Responses	Response Percentage
AAA screening		124	23%
Device trials for endo repair of TAAA & suprarenal AAA		233	43%
Carotid stent vs. CEA trials		330	61%
Carotid stent/EPD device trials		102	19%
Device trials for iliac/SFA occlusive disease		139	26%
Therapeutic angiogenesis for claudication or CLI		162	30%
Molecular therapies to prevent restenosis		333	61%
New imaging modalities		118	22%
Pharmacotherapies for lipid metabolism		138	25%
New anticoagulants		153	28%
Outcomes/Evidence based therapy		278	51%
Improved imaging		97	18%
Improved techniques for education and training		121	22%
Basic science - understanding mechanisms of vascular disease		223	41%
Others		25	5%
<b>Total Respondents</b>		<b>545</b>	
<b>Number of respondents who did not answer</b>		<b>26</b>	
<b>20. Select the single best way future research should be funded (Select from the list below)</b>			
		Number of Responses	Response Percentage
SVS sponsored multicenter studies		59	11%
SVS/NIH sponsored multicenter studies		347	65%
Individual investigator sponsored single center studies		19	4%
Industry sponsored multicenter studies		68	13%
Individual investigator/NIH multicenter studies		78	15%
Others		21	4%
<b>Total Respondents</b>		<b>535</b>	
<b>Number of respondents who did not answer</b>		<b>36</b>	

<b>1. Type of practice</b>	<b>#</b>
Retired	24
Non-academic/teaching	1
Administrative	1
Government	2
fellow	2
Academic, Private Practice and U.S. Navy	3
industry	1
semi retired research and teaching, part time (40%) with appointment as Lecturer in Surgery at the Univ of Chicago.	1
HMO	1
Hospital Practice	4
<b>4. Academic Appointment</b>	
Fellow	4
lecturer	3
vol faculty	1
Adjunct professor	1
Professor Emeritus	8
Clinical Associate/Assistant Professor	22
Department chairman	1
<b>9. Area(s) of basic science research (Select those that apply)</b>	
wound healing/care	5
graft infection	1
spinal cord/intestinal/exercise induced ischemia	3
smoking	1
Biomaterials	2
cancer and coagulation	1
Venous Disease	2
RAAA and organ dysfunction	1
vascular tissue engineering	1
chronic venous insufficiency	1
ECM remodeling	2
endovascular stents	1
IR	1
vascular prosthesis	1
Heart Preservation	1
TAA, imaging	2
Translation	1
Hemodynamics of Aorta; Present - stiff aorta/mathematics of hemodynamics	5
Genomics	1
Pathogenesis of Intimal Hyperplasia	1
Myocardial/muscle regeneration	2
Ischemia/Reperfusion	5
Trauma, Shock/Septic Shock	3
thoracic	1
Left ventricular assist device (Novel LVAD) cardiocirculatory assisted myocardial functional recover	1

Immunology	1
Prosthetic Infection	1
Vascular Grafts Design / Assessment	1
Venous Thrombosis	1
muscle metabolism in peripheral arterial dz	1
Prostaglandin Biosynthesis	1
<b>10. Funding source(s) for basic science research (Select those that apply)</b>	
internal funds	4
VA Merit Review	21
NSF, JDRF	2
research chair	3
hospital	2
american heart assoc.	1
local	1
NIH	2
MRC	1
Provincial funding agency	1
Veterans Administration	1
european funding	1
departmental	8
RO3	1
SBIR	1
Personal	1
Military	1
CIHR, Heart and Stroke Foundation of Canada	1
T-32	3
government	1
Clinical revenue	2
geisinger internal fund	1
National	1
industry sometimes	1
institutional	1
American College of Surgeons	4
Chair of Surgery	1
PO1	1
Canadian Institutes of Health Research, Physician Services Incorporated Foundation (Ontario)	1
<b>13. Funding source(s) for clinical research (Select those that apply)</b>	
VA	18
internal funds	4
AHA	2
Academic funds	1
Center for Medicare/medicaid	1
Organ Donor Program	1
PSI	1
CIHR	1
Clinical Revenue	1
unfunded	1

CMS	2
self-taxation	1
institutional	1
Swedish Research Council	1
FDA	1
Personal- Private Practice	1
HMO	1
Department Funds	3
ACAS	1
<b>16. Area(s) of actively sponsored clinical research (Select those that apply)</b>	
DVT prophylaxis/renal stent	2
Tissue Sealant	1
Pharmacotherapy	1
Platelets, anticoagulation	1
Antibiotics	1
wound care/healing	7
venous disease	5
CLI	1
Quality	1
Trauma, shock	4
Liver blood flow	1
vascular prostheses	1
vein graft stenosis study	1
graftmaterial issues	1
pain modification	1
PAD	1
infection	1
vascular problems in children	1
Laser Catheter	1
Result oriented	1
AAA Screening	1
oncology only	1
hemodialysis access	1
Medical Therapy for AAA	1
Thrombosis	2
Clinical Database Development	2
New valve trials & follow up	2
Dialysis Fistulas	2
Carotid Pathology	1
genetic mapping	1
ACAS	
<b>19. Please mark the five most important areas of future research:</b>	
minimally invasive aortic surgery	1
sclerotherapy trials and device trials	1
angiogenesis	1
stroke prevention screening	1
biomaterial/conduit research	2
thrombolytics	1

Trauma	1
best vein treatments	1
DVT	1
Implantable defibrillators	1
reversing atherosclerosis	1
Hemodynamic modifications	1
Venous Disease	1
stem cell research of vascular disease	1
Novel LVAD	1
AAA endodevice innovations	1
Venous Thromboembolism	1
Venous dysfunction, use of foamed sclerosants, leg ulcer	1
Hemodynamic basis/mechanism for atherosclerosis	1
Ultrasound	1
<b>20. Select the single best way future research should be funded (Select from the list below)</b>	
Industry paid reseach done thru the SVS/NIH	4
multicenter, multisponsor	1
ANZSVS sponsored programs	1
coop studies	1
With as little outside influence as feasible!	1
AVA	1
Investigator initiated single center NIH sponsored study	1
individual projects	